



Peer Learning EXPERIENCE - Quick Start

The **Peer Learning EXPERIENCE**, is an innovative online learning platform, where you can learn efficiently Engineering, Design, Project management etc... thanks to learning paths and learning modules defined and developed by an international Professors community organized by committees. The **Peer Learning EXPERIENCE** is continuously moving forward, improving the volume and the quality of the learning materials to ensure a strong learning experience for the students and the professors who are 3DEXPERIENCE users. The user learning experience has been defined to be easy/efficient and recreate at the global level the spirit and the social mechanisms of the classroom.


Enjoy your journey on The **Peer Learning EXPERIENCE**.

The PLEXP Team.

- Go to <https://peerlearningexperience.3ds.com/>
- Use your Login and Password provided by Dassault Systèmes to log the platform.
- If you are already connected to a 3DEXPERIENCE Platform, you enter directly inside PLEXP, otherwise you will be have to sign-in. You have to be register as an Academic's user.



Sign-in now

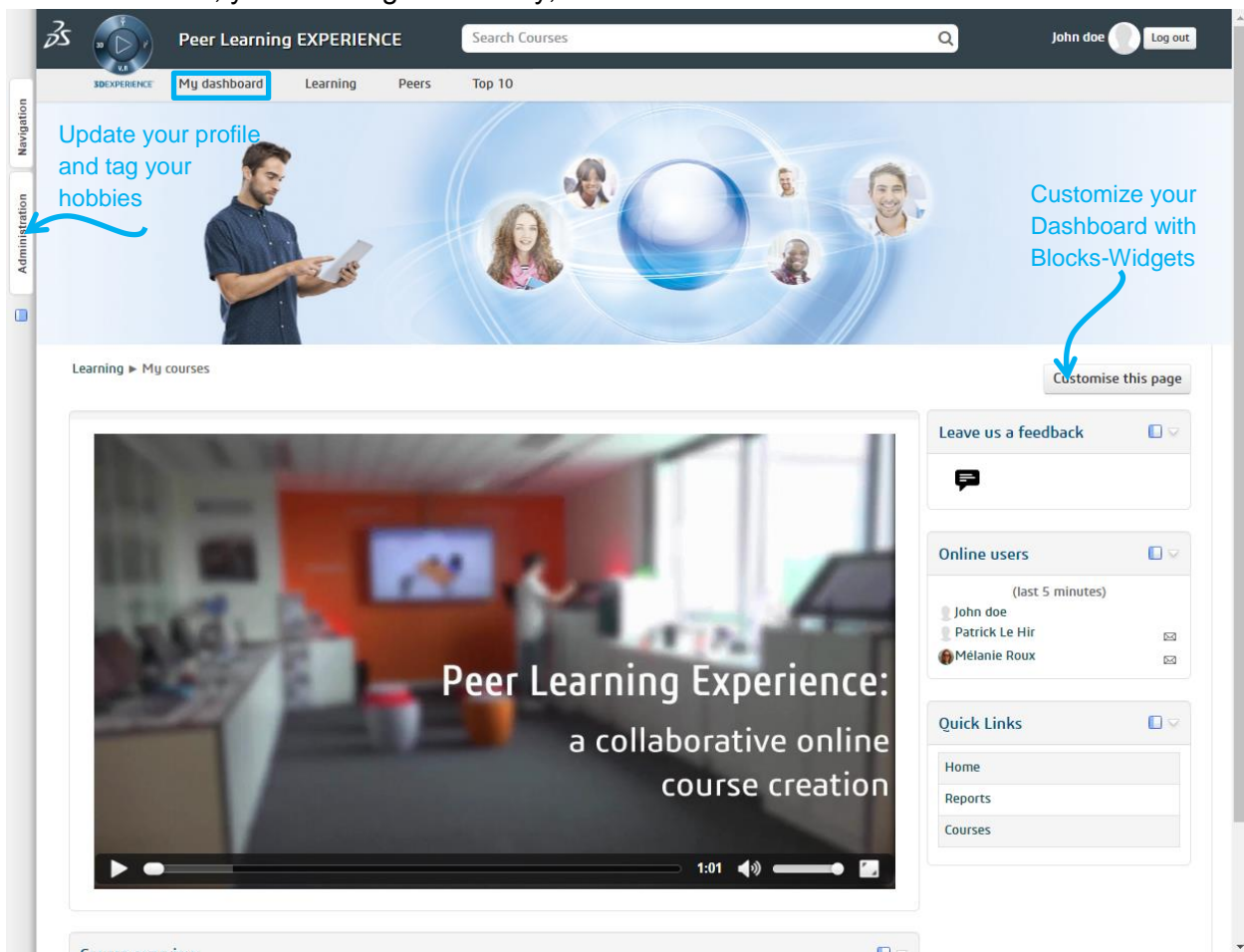
 

1. Onboard the Peer Learning EXPERIENCE

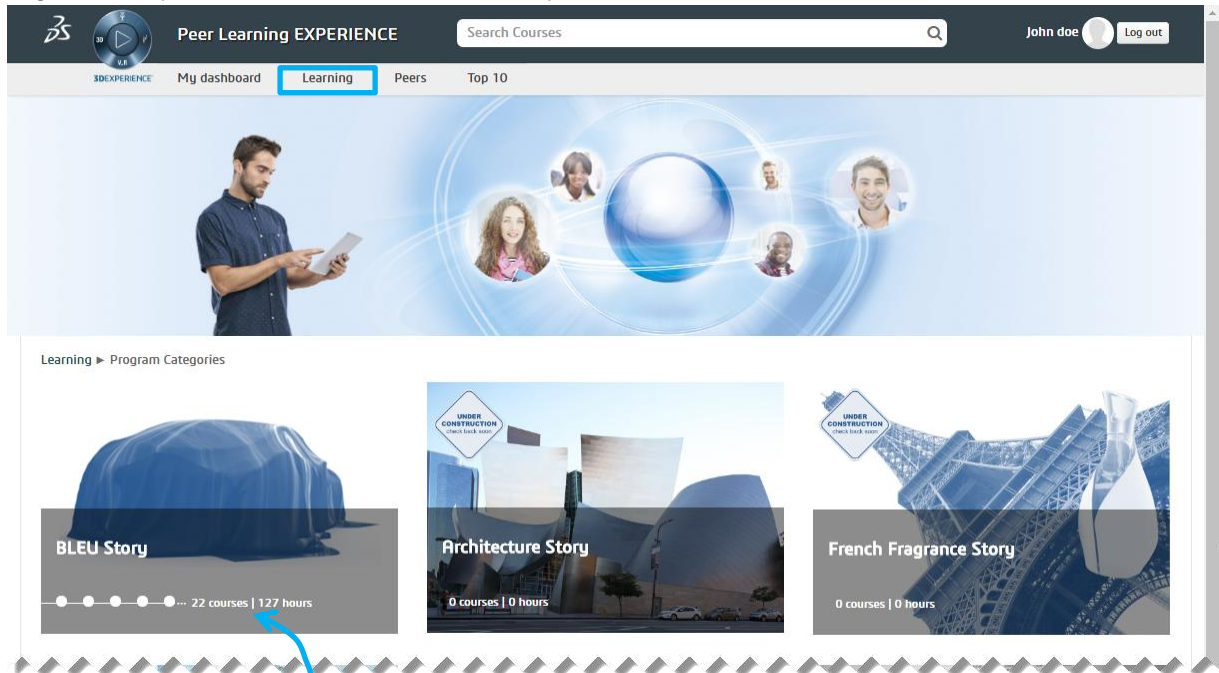
Your learning Experience relies on 4 pillars (organized with 4 tabs):



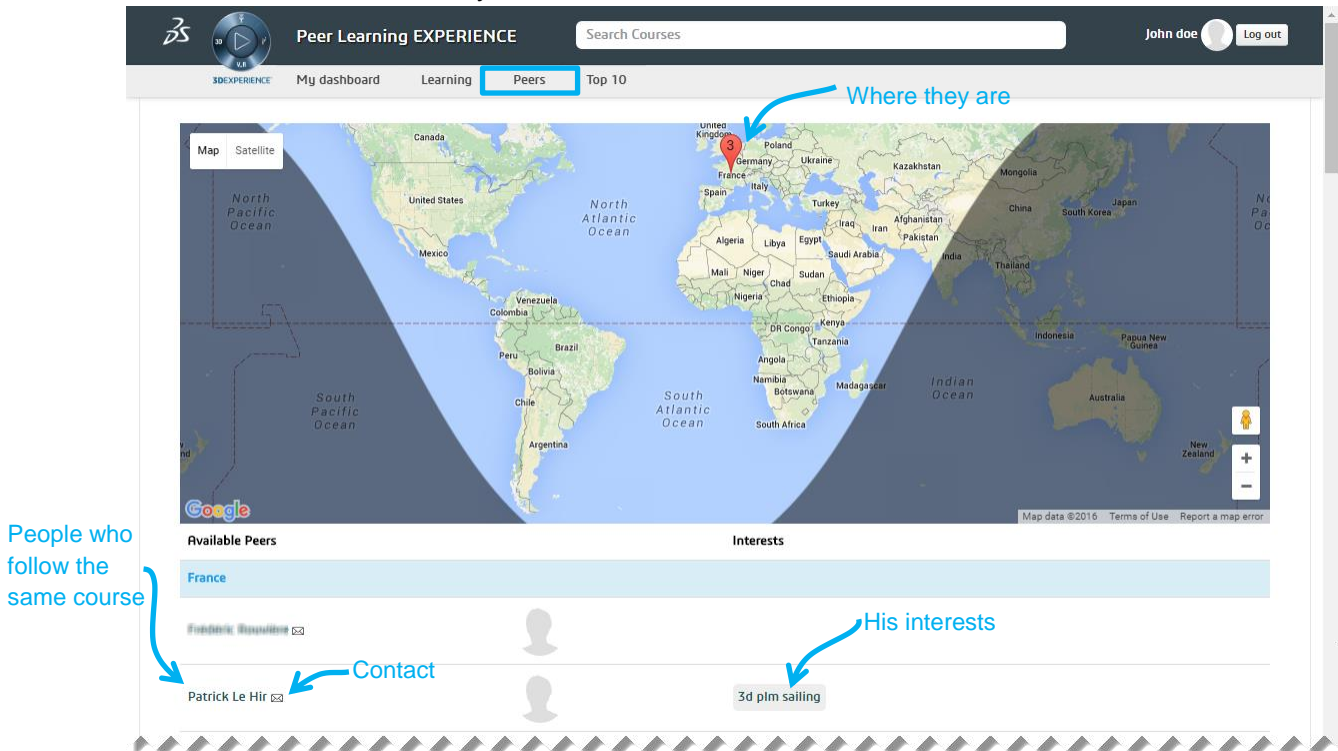
- **My Dashboard:** a customizable page, where you are able to monitor your learning activities, your learning community, etc...



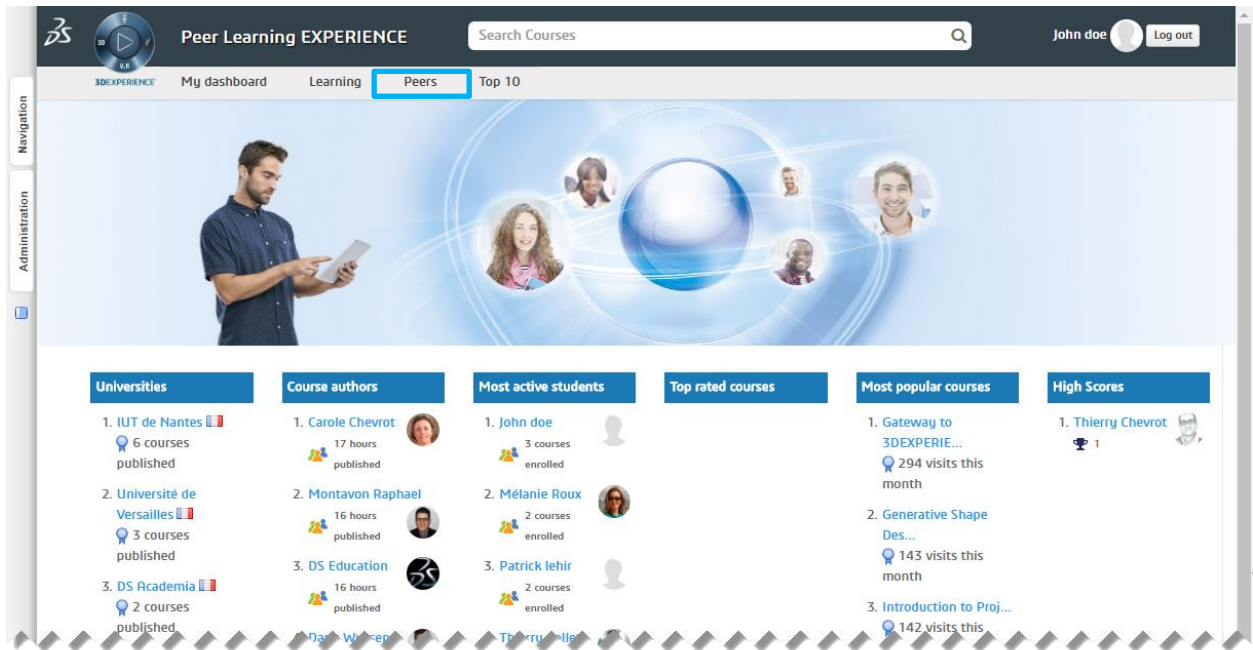
- **Learning:** the learning materials library, where the content is simply and efficiently organized by stories and set to have always the same context.



- **Peers:** as you can imagine, it is a key element of the Peer Learning EXPERIENCE! We recreate the spirit and the social mechanism of a real classroom ... outside the walls! Find the classmates you need.



- **Top10:** discover Who/What/Where are the most interesting or hot topics, Learners Profs, Courses on the Platform to optimize your learning experience.




2. Launching a course, and ask support to the Peers


The PLEXP content is very well structured like “TV Soaps” to facilitate your navigation (TV Soap/Seasons/Episodes/Sequences) ...

You are able to find the needed course entering the Story → Scenario → Set → Courses → Chapters




 **Montavon Raphael**
HEARC

Assembly Design Essentials ⌚ 16:00 hours



Assembly Design Essentials

If you have a question on this course ...
 **Course Question & Answers**

▼ OPEN ALL ► CLOSE ALL

This course has 9 chapters

Instructions: Clicking on the section name will show / hide the section.

▼ R2015x version of the course (9 items)

► R2015x extra exercises

Chapter is ticked
By the system or myself

Assembly Design Essentials: Intro >

Assembly Design essentials: part1 >

Assembly design Essentials: part2a >

Not followed

Assembly Design Essentials: quiz2 >

Assembly Design Essentials: part3a >

Assembly Design Essentials: Quiz3 >

Assembly Design Essentials: quizz3 >

Assembly Design Essentials: part3c >

Assembly Design Essentials: part4 >

Launch the associated learning material

► R2016x version of the course

► R2016x version of the course

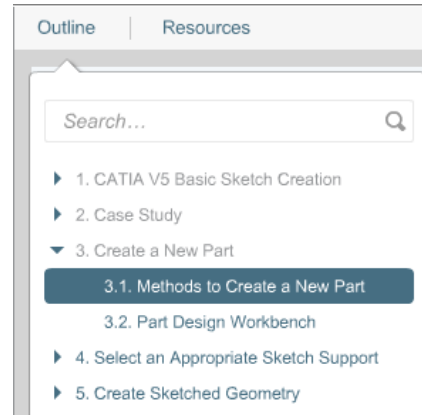
► Extra resources



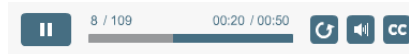
How to Use the Player

The top bar of the Player provides the following functions:

The Outline menu allows you to view the Course Structure
 The current topic is highlighted using a solid background.
 Topics that have already been viewed appear grayed.
 You can also search for a specific topic.
 The Resources menu provides access to additional theory information and exercise data files. When instructed, you must click the link of the required file to download it.



The bottom bar of the Player provides:



You have always the Breadcrumb Trail to navigate easily back




You can also use the Search engine to find directly a course



3. A friction-free learning Experience

Like in a real classroom, when you face some concern during your learning experience (misunderstanding of a methodology, of a step during a 3DEXPERIENCE exercise, need a best practice, a tip on a feature/App, etc...) you have access to social tools to figure out that concern (mirror of “ask the question to the Professor” “Get the hint from your classmate”)

In the Peer Learning EXPERIENCE there is:

- For each course, a Q/A  Course Question & Answers where PLEXP capitalizes continuously the knowledge of the learning community
- The “Peers” Tab to find and connect to the most relevant classmates
- The “Top10” Tab to find the best content and Learners
- The “Leave us a feedback” Forum widget on “My Dashboard” Tab